

ACCORDION

Type of Instrument: Woodwind



Accordion Facts:


An accordion is sometimes called a "squeezebox" because you push the two sides together to squeeze out air.

You can also pull the two sides away from each other to fill the accordion up with air.

You can play the "keyboard" to make different "notes" or sounds while you're squeezing and pulling the accordion.

Now You Try!

Pretend you have one in your hands right now. What would it look like if you were playing the accordion? What would it sound like?



Accordion

Instructions:

Color, cut, fold, and paste or laminate these cards, then talk about musical instruments together!



NOGGIN.COM
Everyday something new to think and do.

BONGO DRUMS

Type of Instrument: Percussion



Bongo Facts:


Someone who plays the bongo drums is called a "bongocero."

The bongos are made up of two drums. The bigger one is called a "hembra" and the smaller one is the "macho."

You can make music by holding the bongos between your knees and striking the drums with your fingers or with sticks or brushes. The harder you strike, the louder it sounds.

Now You Try!

Pretend your legs are bongo drums. Try hitting them softly, then get louder, then softer again. How fast can you play? How slowly?



Bongo Drums

Instructions:

Color, cut, fold, and paste or laminate these cards, then talk about musical instruments together!



NOGGIN.COM
Everyday something new to think and do.

GUITAR

Type of Instrument: String



Guitar Facts:

Someone who plays the guitar is called a "guitarist."

A guitar usually has 6 strings, but sometimes it has 4 and sometimes even 12.

You can make different sounds on the guitar by plucking each string or by "strumming" a bunch of strings together. "Strumming" means to brush or stroke your fingers firmly over the strings.

Now You Try!

What styles of music does a guitarist play?

How many strings does the guitar in this picture have?

Pretend you're strumming a guitar. What would it sound like?



Guitar

Instructions:

Color, cut, fold, and paste or laminate these cards, then talk about musical instruments together!



NOGGIN.COM
Everyday something new to think and do.

HARP

Type of Instrument: String



Harp Facts:

A "harpist" plays the harp "solo" or with an orchestra. She makes music by plucking the strings with her fingers.


The harpist can tell the strings apart because they are different colors -- red, orange, black, and blue. The strings make different sounds.

To play this big, heavy instrument, the harpist rests part of the harp between her knees and the other part on her shoulder.

Now You Try!

Can you tell which shape Jack's harp is?

Pretend you're playing the harp. What would it sound like?



Instructions:


Color, cut, fold, and paste or laminate these cards, then talk about musical instruments together!



NOGGIN.COM
Everyday something new to think and do.

HORN

Type of Instrument: Brass



Horn Facts:


A horn player makes sounds by closing his lips and blowing into the "mouthpiece."

A horn is made from a brass tube that is bent into a spiral or coiled shape.

The end of the horn has a "flared" shape and is called a "bell."

Now You Try!

Close your lips, and then try to blow softly through a tiny space between your lips. Now, try blowing harder through your lips. What does it feel like? What does it sound like?



Horn

Instructions:


Color, cut, fold, and paste or laminate these cards, then talk about musical instruments together!



NOGGIN.COM
Everyday something new to think and do.

XYLOPHONE

Type of Instrument: Percussion



Xylophone Facts:


Xylophone is a Greek word that means "wooden sound."

A xylophone is made of wooden bars that you hit with a plastic, wooden, or rubber mallet to play musical notes.

Even though they don't look the same, the xylophone is kind of like a piano. You can play the xylophone with a mallet a lot like you would play the piano with your fingers.

Now You Try!

How many bars do you see on the xylophone in this picture?
Color them in, then try drawing your own xylophone on a piece of paper.



Xylophone

Instructions:

Color, cut, fold, and paste or laminate these cards, then talk about musical instruments together!



NOGGIN.COM
Everyday something new to think and do.