


_____ from

FATHER'S DAY! HAPPY

1

to
DAD...



2



NOGGIN.COM
It's like preschool on TV.
PRINTABLE #100

Invite your child to color the picture and sign his or her name,
then fold the paper in quarters to make a card.

NOGGIN® and all related titles, characters and logos are trademarks of Viacom International Inc.
© 2002 Noggin L.L.C. All rights reserved.

Father's Day Card


Make a card for dad!

SET UP*

You will need:



or



WHAT TO DO






Your young child can make his or her very own personalized Father's Day greeting card. Help your child set a purpose by talking about why he or she wants to give dad a card. Talk about what it means to have an event happen once a year, every year, on the same date.

Fold the page in quarters to make a card. Have your child draw and decorate it any way he or she likes. Read the words on the card for your child, and note that the words can be colored too. Help him or her think of ways to make the card special to dad by choosing certain colors or drawing particular people, memories, or favorite things.

Vary the activity by providing glue and collage materials such as beads, seeds, buttons, glitter, and so on. Or you can offer paint, or any other media you happen to have.

LEARNING GOALS

Drawing helps children communicate thoughts and feelings. Creating a holiday greeting card supports awareness of the calendar. Sending a card supports social connection, including a sense of empathy.

*  =scissors  =markers  =crayons  =pencil or pen  =tape



NOGGIN.COM
It's like preschool on TV.
PRINTABLE #100